

# MS. CRUZ

## GRADE 6 ELA

2023-2024

IF IT'S NOT MAKING ME BETTER,  
MAKING ME HAPPY, OR MAKING ME  
MONEY...I AIN'T GOT TIME FOR IT.

# EXPECTATIONS

1. You are required to have a 2-inch binder **USED ONLY FOR ELA**, a pack of loose-leaf paper, and pencils.
  - **YOU MAY TAKE YOUR BINDER HOME BUT YOU MUST BRING YOUR BINDER BACK TO CLASS EVERYDAY!**
2. We will read novels/stories and write multiple essays each nine weeks, so it is important that you are at school every day and on time. Missing class will cause you to miss information, meaning you are likely to fall behind.
3. Homework will be given 1-2 times a week, but you should study your notes and daily work every night.
4. I **WILL NOT** tolerate any negative behaviors that disrupt student learning or teacher instruction. Be prepared to work hard, think critically, and participate in classroom discussions.
5. I expect you to work to the best of your ability every day.





# CLASSROOM RULES

1. Raise your hand to ask a question unless I say otherwise.
2. Listen actively when someone else is speaking.
3. Keep your area clean.
4. No food or drink unless given to you by me. (Water is Allowed)
5. Treat others and their belongings with respect.
6. Be prepared to learn at all times.




# CLASSROOM PROCEDURES

1. Line up to the right and on the **BLUE**; **HALLWAY = VOICE LEVEL 0**.
2. Place backpacks, purses, and all other personal items at the back of the classroom.
3. Sharpen your pencils; keep multiple pencils at your seat.
  - You may get up to sharpen your pencil as long as I am not in the middle of instruction.
4. Sit at your assigned seat.
5. Place any needed materials at your seat before class starts: ELA Workbook, Chromebook, Headphones, etc. Needed materials will be listed on the board and requested at the door.
  - You **WILL NOT** be allowed to return to your backpack or purse once class begins.




# BATHROOM PROCEDURES

1. There will be 2 bathroom breaks each day:
  - Before Homeroom
  - During Lunch
2. Line up to the right and on the **BLUE**; **HALLWAY = VOICE LEVEL 0.**
3. Leave backpacks, purses, and all other personal items in the classroom or hallway.
4. No more than three students are allowed in the bathroom at one time.
5. Each class will have no more than 4 minutes to use the bathroom.
6. Get water during your bathroom break.
7. **ONLY STUDENTS WITH A DOCTOR'S NOTE MAY USE THE BATHROOM OUTSIDE OF THE SCHEDULED BATHROOM BREAKS.**




# LUNCH PROCEDURES

1. Sit with your homeroom class.
2. Keep your area clean.
3. Do not throw anything.
4. Do not play.
5. Get everything you need when you go through the lunch line; you will not be allowed to get back up once you sit down.
6. Break will only last 10 minutes; **WHISTLE = RUN, NOT WALK.**
7. Failure to line up on time outside will result in a shortened break time.
  - Students unable to meet schoolwide expectations outside will risk cancelled break time.




# TECHNOLOGY

1. You will be assigned numbers in alphabetical order; assigned numbers will indicate which Chromebook and headphones you are to use in class.
2. **YOUR ASSIGNED NUMBER WILL BE THE SAME IN EVERY CLASS.**
3. Do not carry Chromebooks by the monitor.
4. Carefully wrap the cords around the headphones before putting them back.
5. Chromebooks will remain on the tables when in use.
6. Edulastic and Google Forms will be used for testing.
7. Each block has its own Google Classroom:
  - Block #1 - **ust2q2s**
  - Block #2 - **fjscadt**
  - Block #3 - **wkohjei**



# TRANSITIONS

1. Line up inside of the classroom before dismissing to the next class.
2. If you cannot walk right into the next class, line up outside of the teacher's door before entering the room.
3. **NO BATHROOM OR WATER DURING TRANSITIONS.**



# DISCIPLINE LADDER


1. Warning (Maximum of 2)
2. Behavior Intervention
3. Detention: Electives or In-School
4. Parent Contact: Call, Text, or E-mail
5. Conference: In-Person or Over the Phone
6. Counselor Referral
7. Administrator Referral (Possible Suspension)



# GRADING AND SUBMITTING WORK

1. Always write your first and last name in the top right corner of your paper. Write the date underneath your name. Write the title of the assignment in the top left corner of your paper.

▪



2. When grading, use only the following marks:
  - Correct **+1** (Or Any Other Point Value as Directed by the Teacher)
  - Incorrect **O** (Circle the Correct Answer)
3. Place all completed assignments in the bin on the countertop, with your class's name on it: **Block #1, Block #2, or Block #3.**
4. Your overall grade is composed of the following: **DAILY WORK = 10%, TESTS = 30%, AND ASSESSMENTS = 60%.**

